


# Articulate Storyline Introduction


Ever looked at an interactive eLearning course and thought 'I wish I could create that'? This course transforms beginners into confident eLearning developers.

Whether you're new to Storyline or exploring its features, you'll master creating professional, engaging courses without coding.




## What You'll Get With This Course

 **Live Instructor-Led Training**  
Highly experienced and approachable trainers

 **Comprehensive Materials**  
PDF manual and training files included!

 **eCertificate of Completion**  
Proudly recognise your achievement

 **Lifetime Support**  
Expert help, always within reach

**Skill Level: Beginner**

**Duration: 1 Day**

**Time: 9:00am – 4:00pm**

## Course Content

### Exploring Storyline

- Storyline Interface
- Explore a finished project
- Explore Slides and Panels
- Zooming and Magnifying
- Previewing

### Creating Projects

- Create a New Project
- Insert New Slides
- Applying Layouts

### Add Content

- Add an image
- Insert a caption
- Create and format a text box
- Work with a list
- Add a shape
- Insert a character

### Adding Interactivity

- Add Buttons to slides
- Change button states
- Create layers

### Adding Triggers

- Add a Trigger to a button
- Add Triggers to Show Layers
- Add Triggers to Hide Layers
- Delete Triggers
- Hide Player Buttons

### Animation & Video

- Timeline Panel
- Naming Objects on the Timeline
- Locking and Hiding Objects
- Rearrange Object on Timeline
- Control Object Timing
- Animate an Object
- Add a Slide Transition
- Insert Video

### Working with Web Objects

- Inserting Web Objects
- Web Objects Permissions

### Publishing Your Project

- Publish Course Content
- Publishing Options